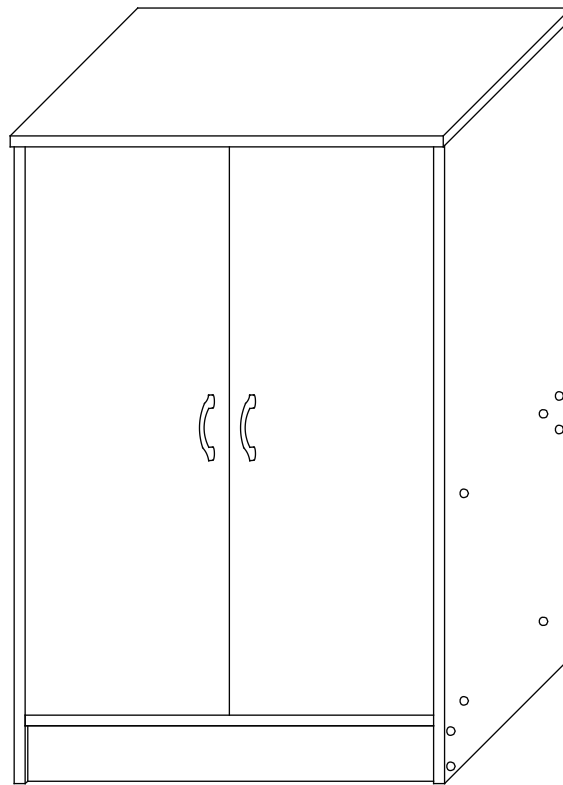


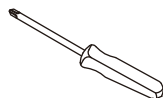


UTAH

Ref:558110



45 MIN





Ref:558110

IMPORTANT, NOTICE À CONSERVER POUR TOUTE RÉFÉRENCE ULTÉRIEURE : VEUILLEZ LIRE ATTENTIVEMENT LES INSTRUCTIONS.

À monter soi-même. Positionner de manière stable sur un sol plan. Charge maximale conseillée : 20kg. Vérifier régulièrement les fixations. Nous déclinons toute responsabilité en cas de mauvaise utilisation, défaut de montage, ou intempéries.
Classe d'utilisation : domestique.

IMPORTANT, RETAIN FOR FUTURE REFERENCE: READ CAREFULLY.

Product to be assembled / self-assembly. Position in a stable way on a flat ground. Maximum recommended load: 20kg. Check the fastening devices regularly. We decline all responsibility in the event of incorrect use, incorrect assembly, or adverse weather conditions.
Class of use: domestic.

BELANGRIJK, LEES DE INSTRUCTIES AANDACHTIG: BEWAAR DE GEBRUIKSAANWIJZING.

Doe-het-zelf installatie. Op een stabiele ondergrond plaatsen. Maximaal aanbevolen belasting: 20kg. Controleer regelmatig de bevestigingspunten. Wij zijn niet verantwoordelijk in geval van onjuist gebruik, verkeerde montage of bij noodweer.
Gebruiksclassificatie: huishoudelijk.

IMPORTANTE, GUARDE EST E MANUAL COMO REFERENCIA FUTURA: LEA DETENIDAMENTE LAS INSTRUCCIONES.

Artículo para montar uno mismo. Colocar de manera estable sobre un suelo plano. Carga máxima aconsejada: 20kg. Comprobar regularmente las fijaciones. Se declina toda responsabilidad en caso de utilización incorrecta, defecto de montaje o intemperie.
Clase de utilización: doméstico.

IMPORTANTE: GUARDE O MANUAL PARA FUTURAS REFERÊNCIAS: LE IA ATENTAMENTE ESTAS INSTRUÇÕES.

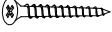















A ser montado pelo utilizador. Coloque de modo estável numa superfície plana. Carga máxima aconselhada: 20kg. Verifique regularmente as fixações. Não nos responsabilizamos no caso de má utilização, defeito de montagem ou intempéries.
Classe de utilização: doméstico.

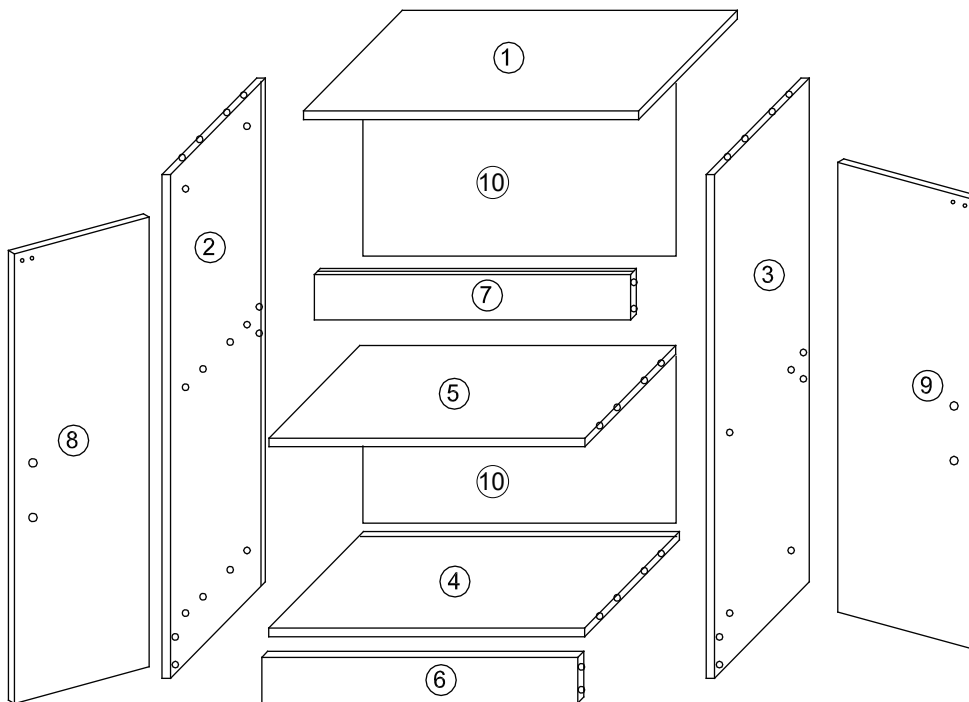
WICHTIG—ANLEITUNG FÜR KÜNFERTIGE BEZUGNAHME AUFBEWAHREN: BITTE LESSEN SIE DIE ANWEISUNGEN SORGFÄLTIG DURCH.

Zur Selbstmontage. Stellen Sie es stabil auf ebenem Boden auf. Maximale empfohlene Last: 20kg. Überprüfen Sie die Befestigungselemente regelmäßig. Wir lehnen jede Verantwortung im Falle von Missbrauch, Montagefehlern oder schlechtem Wetter ab.
Nutzungsklasse: Haushalt.

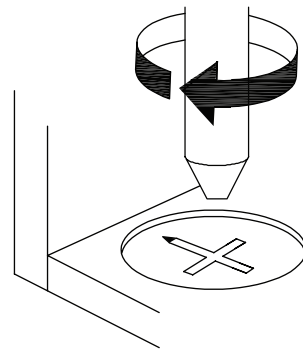
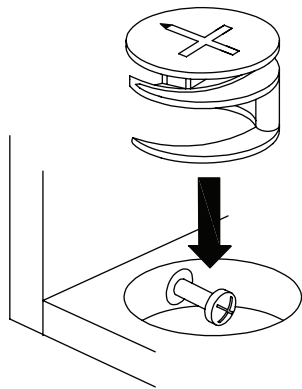
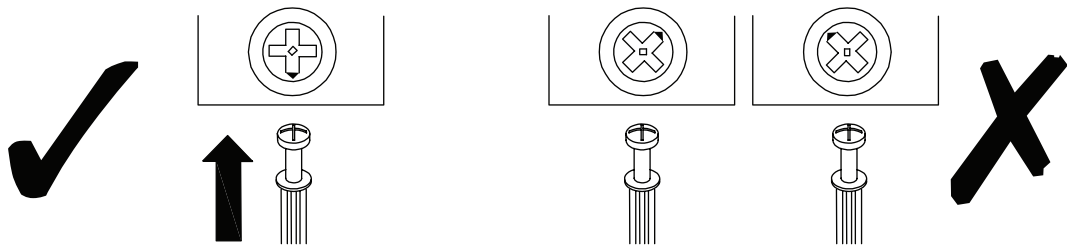
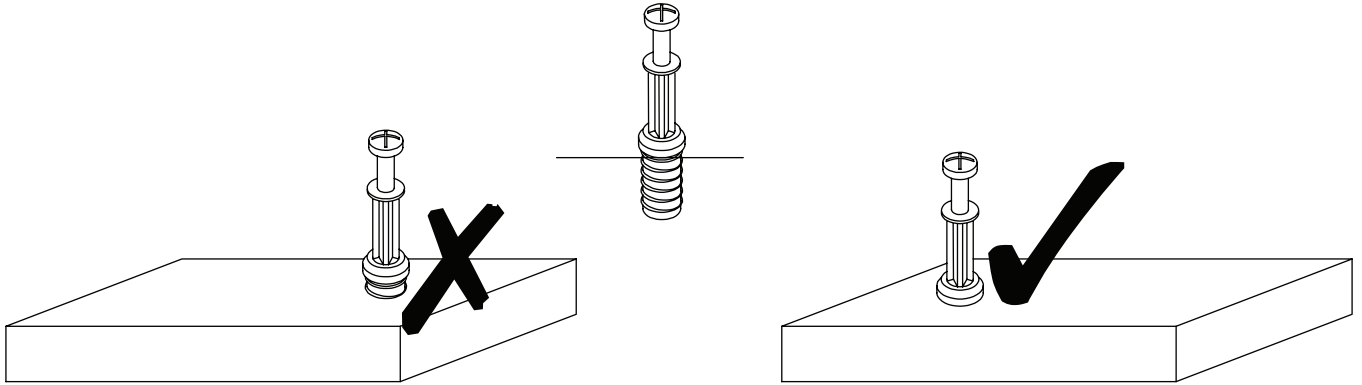


Ref: 558110

P1	X18	P2	X4	P3	X4	P4	X1	P5	X2
 4X35mm								 3X14mm	
P6	X2	P7	X6	P8	X2	P9	X4	P10	X4
		 3.5X12mm				 5X20mm			
P11	X16	P12	X4	P13	X4	P14	X12	P15	X2
						 5.8X30mm			
P16	X2								
									

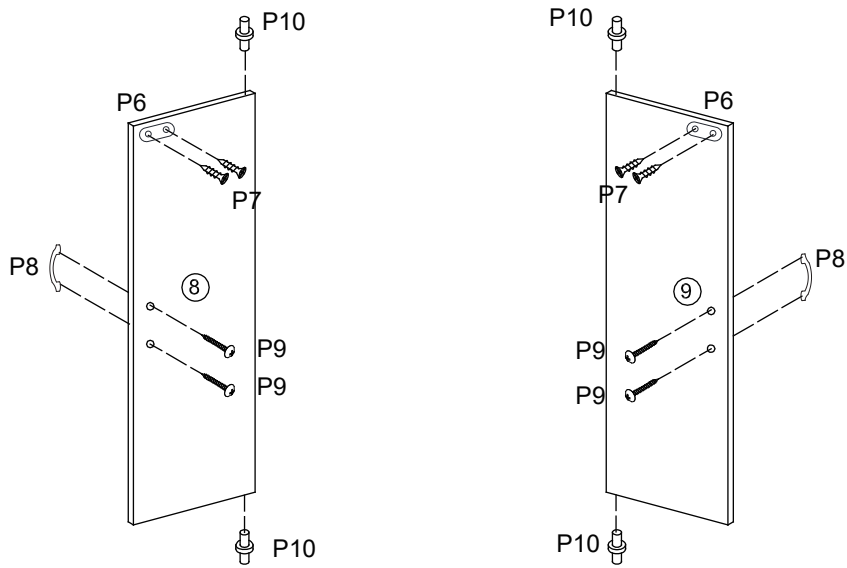


Ref: 558110

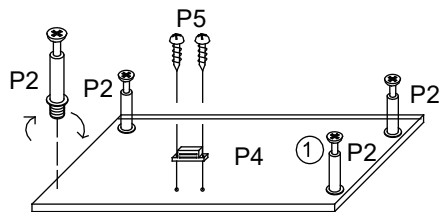


Ref: 558110

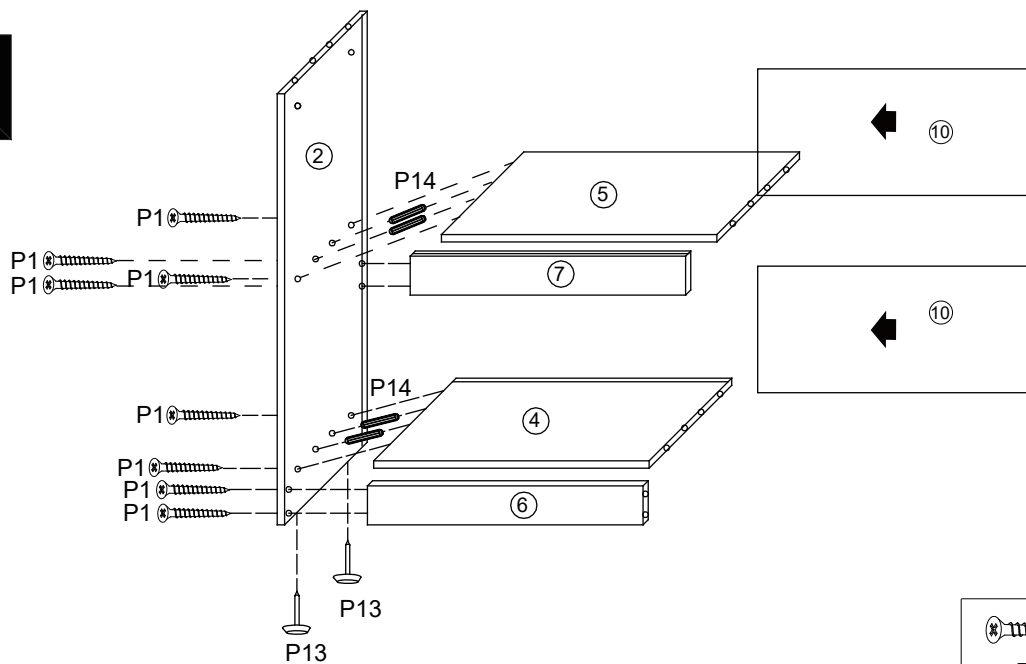
1



2

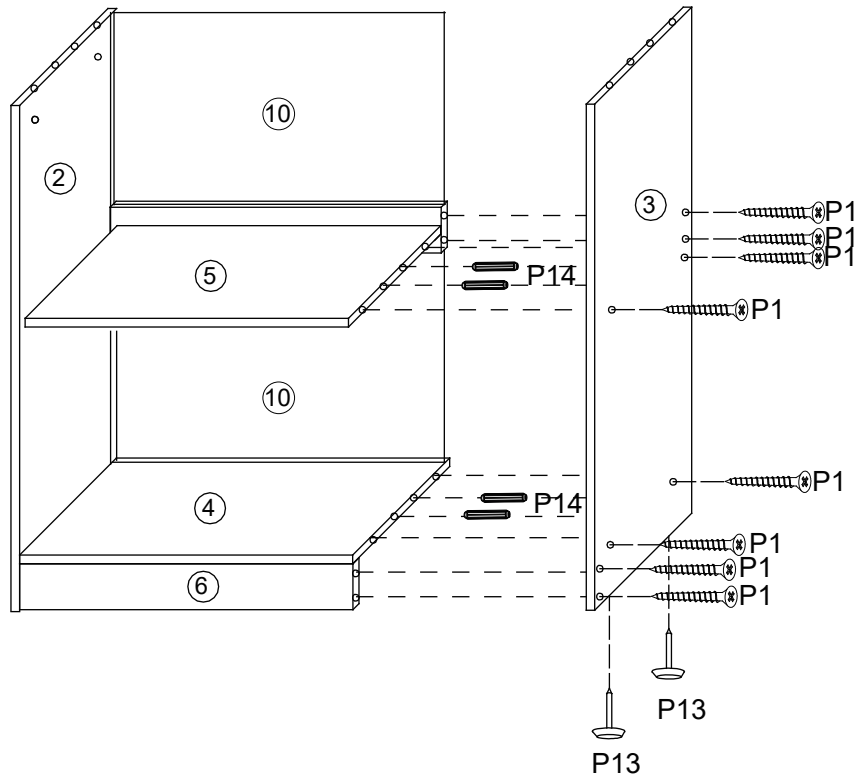



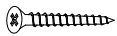

3



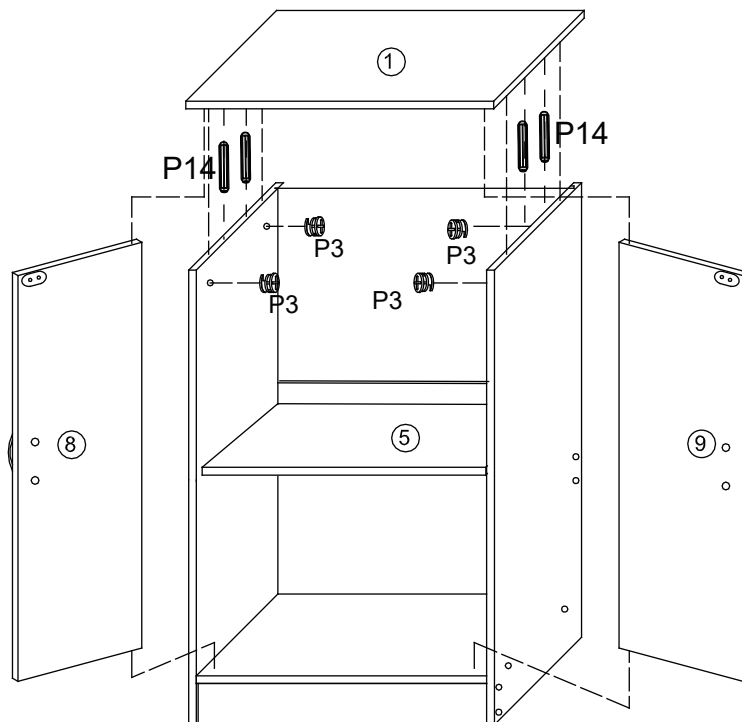
Ref: 558110



4



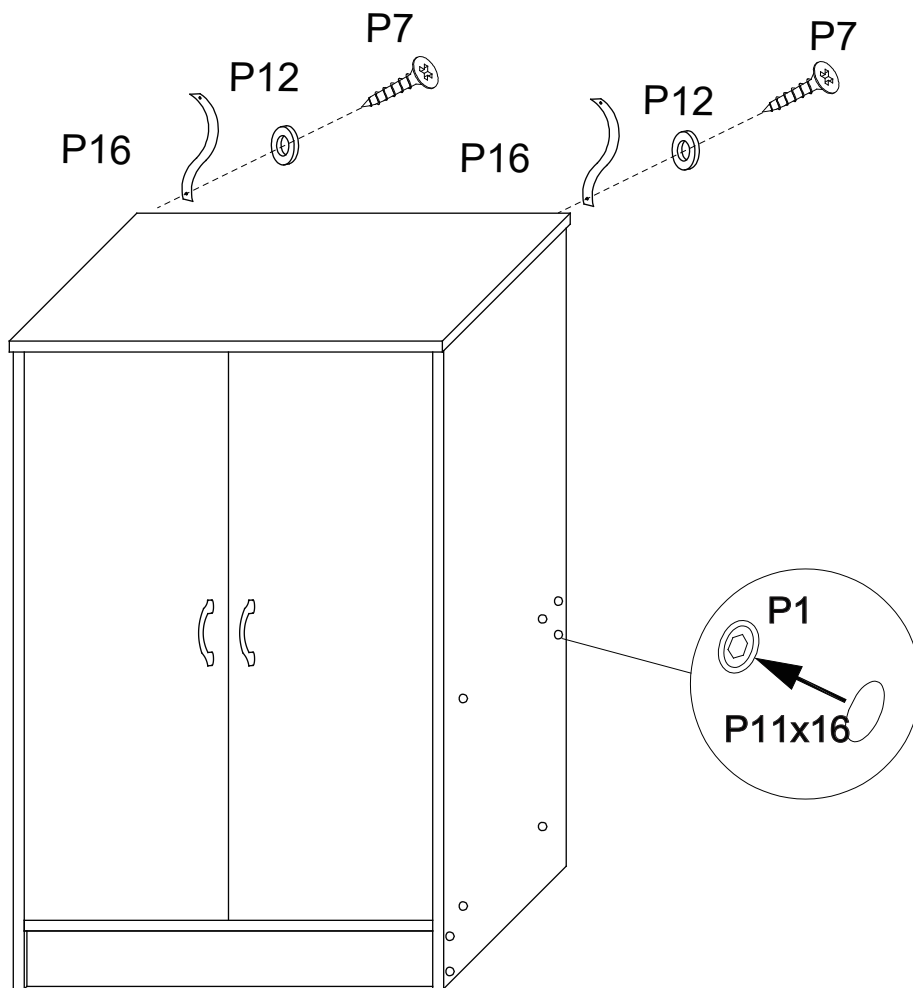
	P14x4
	P1x8
	P13x2





5



	P14x4
	P3x4

6



		 P11x16
 P7x2	 P16x2	 P12x2

Ref: 558110

7

Mur / Wall Muur / pared Parede / Wand

FR

À fixer au mur. Prévoir une fixation adaptée au mur ou au support.
Conseil : avant de percer dans un mur, assurez vous qu'il n'y a pas de tuyaux ou de câbles électriques à l'emplacement prévu.

EN

Product to be fixed to the wall. To be fixed to the wall or another surface.
Hint: Before you drill a hole in the wall, make sure there are no pipes or electric cables in the place you want to drill.

NL

Product dat aan de muur bevestigd moet worden. Te bevestigen aan de muur of een ander oppervlak.

Tip: Voordat u een gat in de muur boort, zorg ervoor dat er geen leidingen of elektrische kabels zijn op de plaats waar u wilt boren.

ES

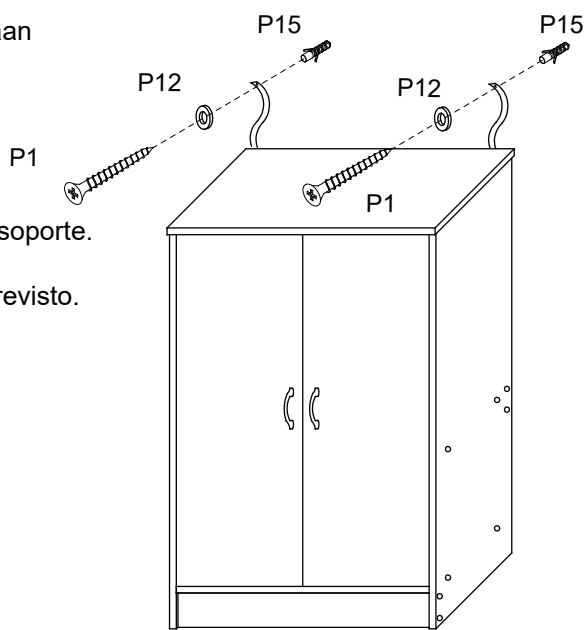
Sujetar a una pared. Prever una fijación adaptada a la pared o al soporte.
Consejo: antes de perforar una pared, asegúrese de que no haya tubos o cables eléctricos en el lugar previsto.

PT

A ser fixado na parede.
Deverá haver uma fixação adaptada à parede ou ao suporte.
Conselho: antes de perfurar uma parede, certifique-se de que não há tubos ou cabos elétricos ocultos.

DE

Zur Befestigung an der Wand.
Für eine geeignete Befestigung an der Wand oder Halterung sorgen.
Tipp: Bevor Sie in eine Wand bohren, vergewissern Sie sich, dass sich an der vorgesehenen Stelle keine Rohre oder elektrischen Kabel befinden.



P1x2

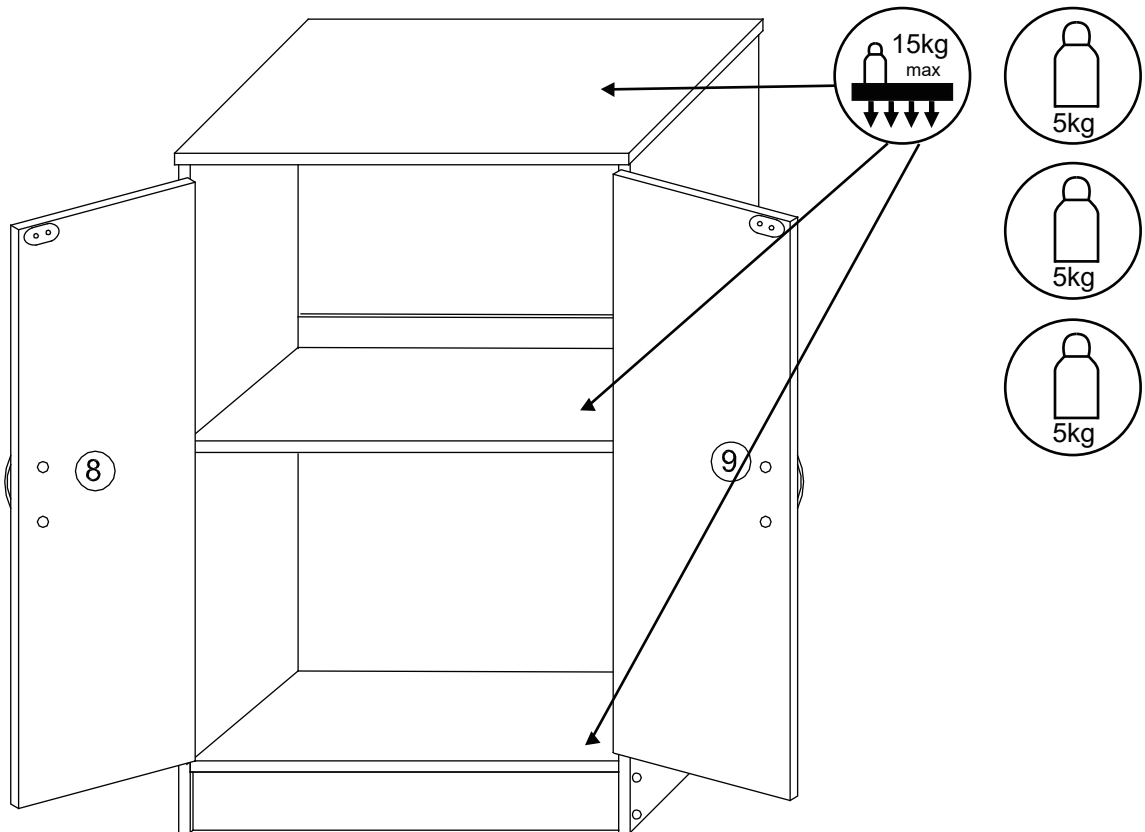


P12x2

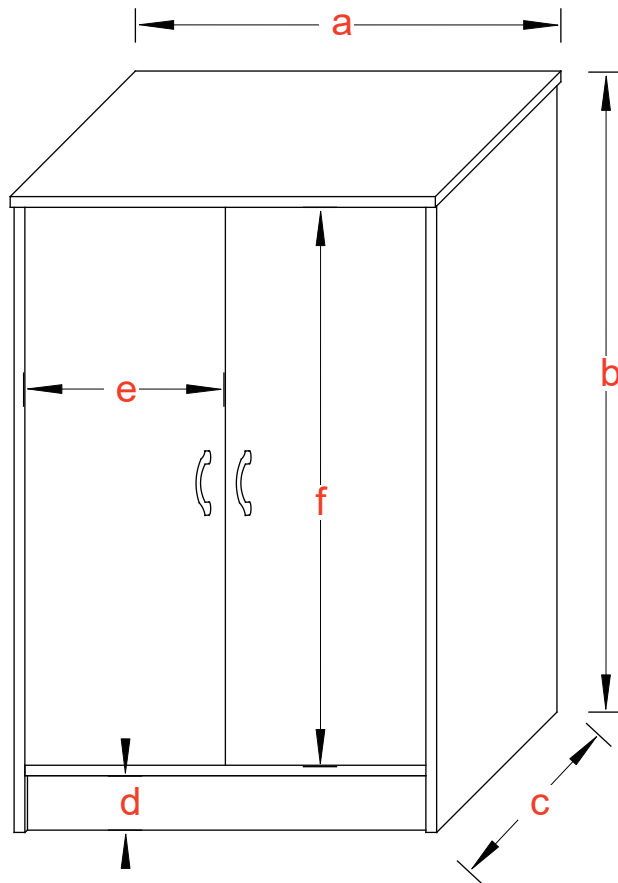


P15x2

Ref: 558110



Ref: 558110



a:60cm
b:90cm
c:40cm
d:8cm
e:28.4cm
f:79cm